






















































Nr.	I	Klu	OPEN	Płeć	M	Kat. wiek.	k	tempo	Netto	Brutto	kara	Wynik
10 km												
KOBIETA												
K16-29												
1	31		Te		12		K		1. (K16-29 OPEN)	k		4:33 min/km 0:45:38 0:45:40 0:45:40
K30-39												
1	51		Ak		18		K		2. (K30-39 OPEN)	k		4:47 min/km 0:47:58 0:48:00 0:48:00
2	49		Sta		28		K		4. (K30-39 1)	k		5:07 min/km 0:51:10 0:51:13 0:51:13
3	41		Sta		34		K		5. (K30-39 2)			5:33 min/km 0:55:33 0:55:37 0:55:37
4	2		(Pił		39		K		6. (K30-39 3)	k		5:46 min/km 0:57:47 0:57:53 0:57:53
5	3		(Pił		50		K		10. (K30-39 4)	k		6:46 min/km 1:07:41 1:07:48 1:07:48
6	6		Te		52		K		11. (K30-39 5)	k		7:00 min/km 1:10:07 1:10:12 1:10:12
K40-49												
1	19		Klu		22		K		3. (K40-49 OPEN)	k		4:55 min/km 0:49:18 0:49:20 0:49:20
2	25		Bie		44		K		8. (K40-49 1)	k		5:58 min/km 0:59:45 0:59:48 0:59:48
3	10		(Pił		53		K		12. (K40-49 2)	k		7:00 min/km 1:10:08 1:10:12 1:10:12
K50-59												
1	8		(Pił		43		K		7. (K50-59 1)	k		5:53 min/km 0:58:57 0:59:02 0:59:02
2	37		(Pił		49		K		9. (K50-59 2)	k		6:39 min/km 1:06:33 1:06:39 1:06:39
MĘŻCZYZNA												
M16-29												
1	38		ST		5		M		5. (M16-29 1)	k		3:55 min/km 0:39:10 0:39:10 0:39:10
2	47		(Gr		40		M		34. (M16-29 2)	k		5:46 min/km 0:57:48 0:57:54 0:57:54
3	5		Śru		45		M		37. (M16-29 3)	k		6:03 min/km 1:00:31 1:00:36 1:00:36
4	4		Śru		48		M		40. (M16-29 4)	k		6:33 min/km 1:05:37 1:05:42 1:05:42
M30-39												
1	13		Do		1		M		1. (M30-39 OPEN)	k		3:29 min/km 0:34:54 0:34:55 0:34:55
2	55		Pc		2		M		2. (M30-39 OPEN)			3:34 min/km 0:35:49 0:35:50 0:35:50
3	18		Wo		3		M		3. (M30-39 OPEN)	k		3:47 min/km 0:37:50 0:37:51 0:37:51
4	48		Ak		6		M		6. (M30-39 1)	k		3:58 min/km 0:39:49 0:39:50 0:39:50
5	53		Lok		7		M		7. (M30-39 2)	k		4:00 min/km 0:40:00 0:40:01 0:40:01
6	34		(W		8		M		8. (M30-39 3)	k		4:08 min/km 0:41:25 0:41:27 0:41:27
7	56		(Je		9		M		9. (M30-39 4)	k		4:16 min/km 0:42:42 0:42:44 0:42:44
8	30		Lok		11		M		11. (M30-39 5)	k		4:30 min/km 0:45:07 0:45:09 0:45:09
9	22		(W		14		M		13. (M30-39 6)	k		4:38 min/km 0:46:22 0:46:24 0:46:24
10	54		LZ		15		M		14. (M30-39 7)	k		4:42 min/km 0:47:03 0:47:03 0:47:03
11	12		(Pił		21		M		19. (M30-39 8)	k		4:53 min/km 0:48:55 0:48:58 0:48:58
12	9		Lok		27		M		24. (M30-39 9)			5:06 min/km 0:51:01 0:51:03 0:51:03
13	26		(Pił		32		M		28. (M30-39 10)	k		5:23 min/km 0:53:50 0:53:54 0:53:54
14	32		Hof		33		M		29. (M30-39 11)	k		5:26 min/km 0:54:23 0:54:26 0:54:26
15	50		Te		37		M		32. (M30-39 12)	k		5:42 min/km 0:57:04 0:57:08 0:57:08
16	60		(Żn		51		M		41. (M30-39 13)			6:49 min/km 1:08:18 1:08:24 1:08:24
M40-49												
1	27		(By		4		M		4. (M40-49 1)			3:51 min/km 0:38:35 0:38:37 0:38:37

Nr.	I	Klu	OPEN	Płeć	M	Kat. wiek.	k	tempo	Netto	Brutto	kara	Wynik						
10 km																		
2	24		Bie	I	10	I	M	10. (M40-49)		2)	k	I	4:28 min/km	0:44:46	0:44:48	I	0:44:48
3	94		Bu	I	13	I	M	12. (M40-49)		3)	I	I	4:33 min/km	0:45:39	0:45:41	I	0:45:41
4	11		(Uj	I	16	I	M	15. (M40-49)		4)	k	I	4:45 min/km	0:47:34	0:47:37	I	0:47:37
5	16		(M	I	20	I	M	18. (M40-49)		5)	k	I	4:51 min/km	0:48:33	0:48:37	I	0:48:37
6	29		SE	I	23	I	M	20. (M40-49)		6)	k	I	4:57 min/km	0:49:37	0:49:42	I	0:49:42
7	57		(Pił	I	25	I	M	22. (M40-49)		7)	k	I	5:00 min/km	0:50:02	0:50:05	I	0:50:05
8	35		(Uj	I	30	I	M	26. (M40-49)		8)	k	I	5:12 min/km	0:52:00	0:52:03	I	0:52:03
9	1		(Ło	I	31	I	M	27. (M40-49)		9)	k	I	5:14 min/km	0:52:20	0:52:23	I	0:52:23
10	14		Te	I	36	I	M	31. (M40-49)		10)	k	I	5:41 min/km	0:56:50	0:56:55	I	0:56:55
11	42		(Sz	I	38	I	M	33. (M40-49)		11)	k	I	5:42 min/km	0:57:08	0:57:11	I	0:57:11
12	7		(Pił	I	42	I	M	36. (M40-49)		12)	k	I	5:53 min/km	0:58:53	0:58:58	I	0:58:58

M50-59																		
1	40		4	I	17	I	M	16. (M50-59)		1)	k	I	4:46 min/km	0:47:49	0:47:52	I	0:47:52
2	43		LO	I	19	I	M	17. (M50-59)		2)	k	I	4:49 min/km	0:48:11	0:48:13	I	0:48:13
3	45		4	I	24	I	M	21. (M50-59)		3)	k	I	4:58 min/km	0:49:43	0:49:46	I	0:49:46
4	59		4	I	26	I	M	23. (M50-59)		4)	k	I	5:03 min/km	0:50:39	0:50:42	I	0:50:42
5	46		Lok	I	41	I	M	35. (M50-59)		5)	k	I	5:49 min/km	0:58:14	0:58:16	I	0:58:16
6	23		(M	I	46	I	M	38. (M50-59)		6)	k	I	6:11 min/km	1:01:50	1:01:57	I	1:01:57
7	33		LZ	I	54	I	M	42. (M50-59)		7)	k	I	7:06 min/km	1:11:04	1:11:04	I	1:11:04

M60+																		
1	39		(Pił	I	29	I	M	25. (M60+)		1)	k	I	5:08 min/km	0:51:25	0:51:30	I	0:51:30
2	44		(Do	I	35	I	M	30. (M60+)		2)	k	I	5:40 min/km	0:56:42	0:56:46	I	0:56:46
3	36		Bra	I	47	I	M	39. (M60+)		3)	k	I	6:33 min/km	1:05:31	1:05:36	I	1:05:36



5 km

KOBIETA

1	62		Wo	I	8	I	K		1. (OPEN)	I	5:28 min/km	0:27:23	0:27:25	I	0:27:25
2	66		Flo	I	10	I	K		2. (OPEN)	I	5:48 min/km	0:29:03	0:29:06	I	0:29:06
3	73		(Pił	I	11	I	K		3. (OPEN)	I	5:49 min/km	0:29:05	0:29:07	I	0:29:07
4	63		Te	I	12	I	K		4. ()	I	5:50 min/km	0:29:12	0:29:14	I	0:29:14
5	61		(Uj	I	16	I	K		5. ()	I	7:23 min/km	0:36:56	0:36:58	I	0:36:58
6	75		(No	I	17	I	K		6. ()	I	8:09 min/km	0:40:45	0:40:47	I	0:40:47







MEŻCZYŻNA

1	72		HO	I	1	I	M		1. (OPEN)	I	3:42 min/km	0:18:33	0:18:35	I	0:18:35	
2	92		(Cz	I	2	I	M		2. (OPEN)	I	3:44 min/km	0:18:41	0:18:42	I	0:18:42	
3	64		Bu	I	3	I	M		3. (OPEN)	I	3:52 min/km	0:19:24	0:19:26	I	0:19:26	
4	71		(Ch	I	4	I	M		4. ()	I	4:08 min/km	0:20:41	0:20:43	I	0:20:43	
5	65		Te	I	5	I	M		5. ()	k	I	4:42 min/km	0:23:34	0:23:37	I	0:23:37
6	68		(No	I	6	I	M		6. ()	I	5:15 min/km	0:26:17	0:26:19	I	0:26:19	
7	74		(W	I	7	I	M		7. ()	I	5:20 min/km	0:26:41	0:26:44	I	0:26:44	
8	69		(Pił	I	9	I	M		8. ()	I	5:47 min/km	0:28:57	0:28:59	I	0:28:59	
9	93		(Mi	I	13	I	M		9. ()	k	I	5:59 min/km	0:29:58	0:30:00	I	0:30:00







Nr.	I	Klu	OPEN	Płeć	M	Kat. wiek.	k	tempo	Netto	Brutto	kara	Wynik			
5 km															
10	70		Te		14		M	10.	()		6:16 min/km	0:31:21	0:31:25		0:31:25
11	67		(No		15		M	11.	()		6:36 min/km	0:33:01	0:33:03		0:33:03

5 km NW

KOBIETA

1	79		Te		9		K		1.	(OPEN)		8:08 min/km	0:40:44	0:40:48		0:40:44
2	85		(Sz		11		K		2.	(OPEN)		8:51 min/km	0:44:16	0:44:22		0:44:16
3	80		(W		14		K		3.	(OPEN)		9:24 min/km	0:47:01	0:47:06		0:47:01

MĘŻCZYZNA

1	89		1		1		M		1.	(OPEN)		6:29 min/km	0:32:29	0:32:29		0:32:29
2	82		Tsk		2		M		2.	(OPEN)		6:40 min/km	0:33:20	0:33:23		0:33:20
3	88		(Uj		3		M		3.	(OPEN)		6:47 min/km	0:33:59	0:34:03		0:33:59
4	90		Te		4		M		4.	()		7:03 min/km	0:35:16	0:35:21		0:35:16
5	77		(Pił		5		M		5.	()		7:09 min/km	0:35:47	0:35:50		0:35:47
6	81		Nor		6		M		6.	()		7:11 min/km	0:35:56	0:36:00		0:35:56
7	84		4		7		M		7.	()		7:16 min/km	0:36:20	0:36:24		0:36:20
8	86		4		8		M		8.	()		7:57 min/km	0:39:48	0:39:53		0:39:48
9	83		KS		10		M		9.	()		8:20 min/km	0:41:42	0:41:48		0:41:42
10	76		KS		12		M		10.	()		8:51 min/km	0:44:17	0:44:22		0:44:17
11	78		Te		13		M		11.	()		8:54 min/km	0:44:32	0:44:38		0:44:32
12	87		(Pił		15		M		12.	()		10:14 min/km	0:51:14	0:51:14		0:51:14

Liczba zawodników: 86